

Signify Classified - Internal
Cooper Lighting Solutions Photometric Lab
1121 Highway 74 South
Peachtree City, GA 30269



Scaled data based on original data using
LM-79-08 Approved Method: Electrical and Photometric Measurements of Solid-
State Lighting Products

Test Report Prepared for
Cooper Lighting Solutions
(formerly Eaton)

Brand: INVUE

Report Number: P868637

Luminaire Tested: **EMM2-HTN-SA2B-730-U-T4W-HSS**

Issue Date: 08/22/2024



Test Information

Test Method: LM-79-08
Report Number: P868637
Test Lab: INNOVATION CENTER(G3)
Issue Date: 08/22/2024
Manufacturer: COOPER LIGHTING SOLUTIONS (FORMERLY EATON)
Product Line: INVUE
Catalog Number: EMM2-HTN-SA2B-730-U-T4W-HSS
Description: EPIC MODERN TALL HOUSING DISCRETE LED ARRAYS 100W 70CRI 3000K
FIXTURE w/ TYPE IV WIDE DISTRIBUTION OPTIC AND HOUSE SIDE SHIELD
Light Source: (20) 3000K CCT, 70 CRI LEDS
Ballast/Driver: ELECTRONIC DRIVER

Summary

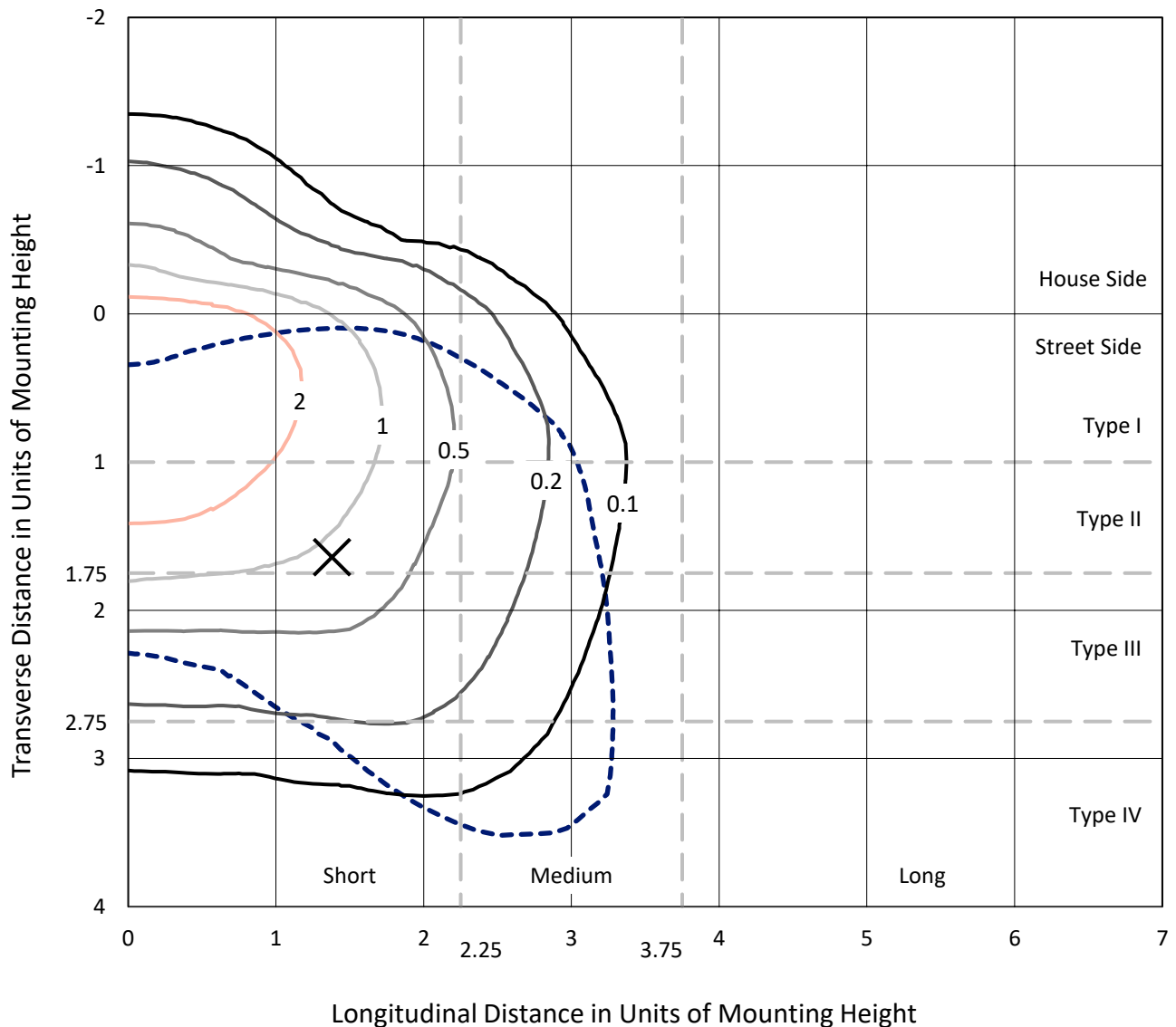
Lumens per Lamp: N/A
Luminaire Lumens: 8566 lumens
Efficiency: N/A
Efficacy: 95.2 lumens/watt
Luminous Opening: Rectangular (W 0.67' x L: 0.33' x H: 0')
IES Classification: Type IV - Short
BUG Rating: B1 - U0 - G2

Input Watts (W): 90
Input Voltage (V): 120
Input Current (A_{in}): NR
Voltage Rise (V): NR
Power Factor: 0.99
Total Harmonic Distortion (THDi): 6.20%
Frequency (hertz): 60
Stabilization Time: NR
Operation Time: NR
Ambient Temperature (°C): NR
Test Distance: 24 FT

REPORT NUMBER: P868637
 CATALOG NUMBER: EMM2-HTN-SA2B-730-U-T4W-HSS

Iso-Footcandle Lines of Horizontal Illumination

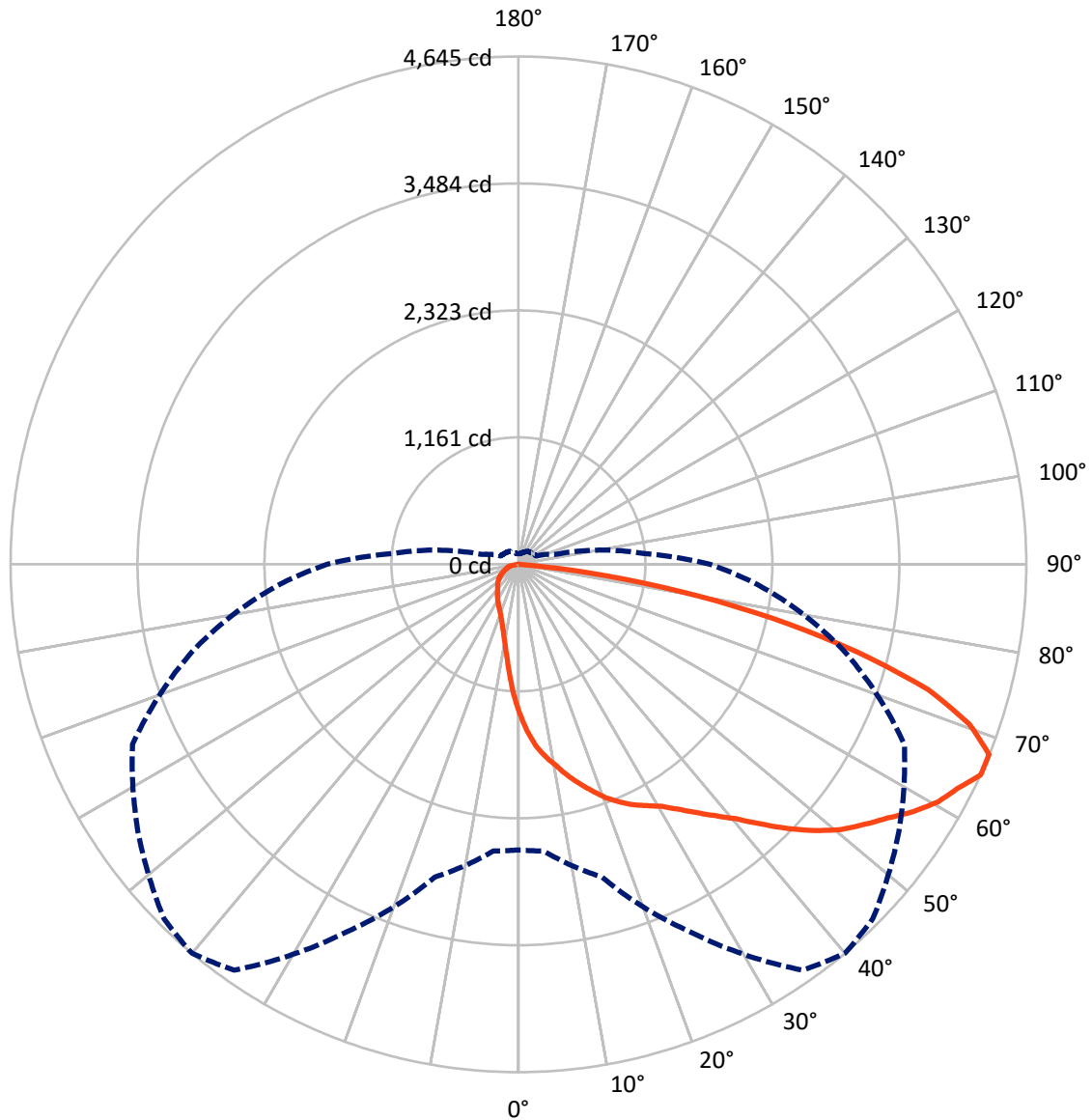
✕ Max cd
 - - - 1/2 Max cd



Based on 20 foot mounting height. Maximum calculated value = 4.9 fc
 Type IV - Short - N/A

REPORT NUMBER: P868637
CATALOG NUMBER: EMM2-HTN-SA2B-730-U-T4W-HSS

Luminous Intensity Polar Plot



— Vertical Plane Through 40-Deg Lateral - - - Horizontal Cone Through 65-Deg Vertical

REPORT NUMBER: P868637

CATALOG NUMBER: EMM2-HTN-SA2B-730-U-T4W-HSS

FLUX DISTRIBUTION:

		Downward	Upward	Total
House Side	Lumens	1025.5	0.0	1025.5
	% Fixture	12.0	0.0	12.0
Street Side	Lumens	7540.4	0.0	7540.4
	% Fixture	88.0	0.0	88.0
Total	Lumens	8566.0	0.0	8566.0
	% Fixture	100.0	0.0	100.0

Coefficient of Utilization

ZONAL LUMENS:

Zone	Lumens	% Fixture
0°-10°	127.5	1.5
10°-20°	383.3	4.5
20°-30°	659.3	7.7
30°-40°	996.6	11.6
40°-50°	1457.2	17.0
50°-60°	1861.2	21.7
60°-70°	1857.5	21.7
70°-80°	1089.2	12.7
80°-90°	134.2	1.6
90°-100°	0.0	0.0
100°-110°	0.0	0.0
110°-120°	0.0	0.0
120°-130°	0.0	0.0
130°-140°	0.0	0.0
140°-150°	0.0	0.0
150°-160°	0.0	0.0
160°-170°	0.0	0.0
170°-180°	0.0	0.0
0°-90°	8566.0	100.0
0°-180°	8566.0	100.0



REPORT NUMBER: P868637

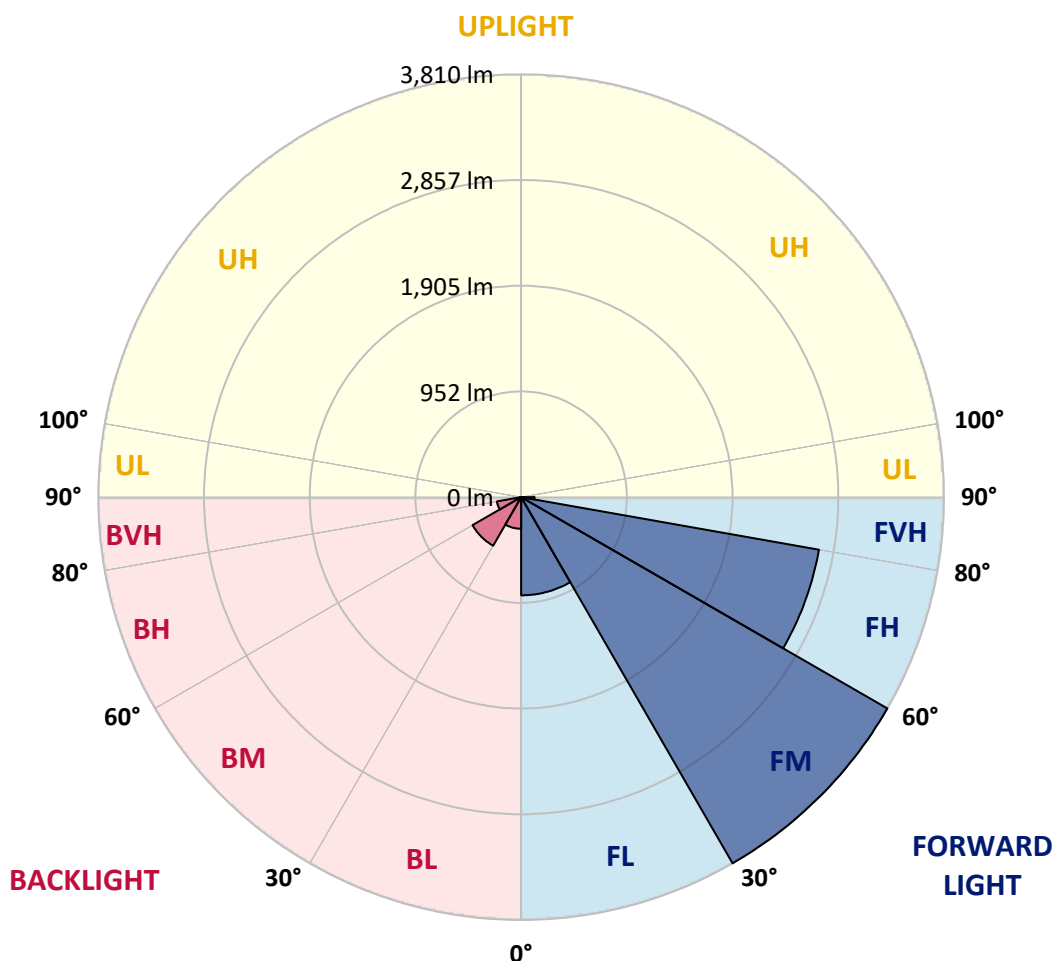
CATALOG NUMBER: EMM2-HTN-SA2B-730-U-T4W-HSS

LUMINAIRE CLASSIFICATION SYSTEM LUMEN TABLE AND BUG RATING:

Zone		Lumens	% Fixture	Zone Rating/Lumen Limit		
				B	U	G
FL	(0°-30°)	884.7	10.3			
FM	(30°-60°)	3809.7	44.5			
FH	(60°-80°)	2724.7	31.8			G2/5000
FVH	(80°-90°)	121.3	1.4			G2/225
BL	(0°-30°)	285.2	3.3	B1/500		
BM	(30°-60°)	505.3	5.9	B1/1000		
BH	(60°-80°)	222.0	2.6	B1/500		G1/500
BVH	(80°-90°)	12.9	0.2			G1/100
UL	(90°-100°)	0.0	0.0		U0/0	
UH	(100°-180°)	0.0	0.0		U0/0	

BUG Rating: B1-U0-G2

Type IV Short





REPORT NUMBER: P868637

CATALOG NUMBER: EMM2-HTN-SA2B-730-U-T4W-HSS

CANDELA DISTRIBUTION (FULL):

	0°	5°	15°	25°	35°	40°	45°	55°	65°	75°	85°
0°	1361.6	1361.6	1361.6	1361.6	1361.6	1361.6	1361.6	1361.6	1361.6	1361.6	1361.6
2.5°	1588.6	1581.3	1566.8	1554.8	1537.9	1523.4	1508.9	1482.3	1448.5	1419.6	1383.4
5°	1745.5	1733.4	1723.8	1709.3	1680.3	1668.2	1658.6	1603.1	1545.1	1484.8	1405.1
7.5°	1856.5	1866.2	1846.9	1825.2	1788.9	1774.5	1760.0	1704.5	1632.0	1545.1	1431.6
10°	1984.5	1986.9	1962.8	1936.2	1897.6	1868.6	1849.3	1781.7	1702.0	1605.5	1460.6
12.5°	2107.6	2107.6	2093.1	2054.5	2003.8	1977.3	1943.5	1866.2	1769.6	1656.2	1494.4
15°	2206.6	2211.4	2199.4	2170.4	2114.9	2078.7	2044.9	1955.5	1832.4	1714.1	1521.0
17.5°	2295.9	2293.5	2286.3	2259.7	2206.6	2177.6	2143.8	2044.9	1904.8	1760.0	1562.0
20°	2356.3	2356.3	2353.9	2339.4	2300.8	2279.0	2238.0	2134.2	1984.5	1827.6	1605.5
22.5°	2402.2	2399.8	2399.8	2402.2	2380.4	2358.7	2341.8	2238.0	2066.6	1885.5	1648.9
25°	2440.8	2438.4	2445.6	2450.4	2440.8	2436.0	2416.6	2337.0	2168.0	1953.1	1692.4
27.5°	2491.5	2498.7	2496.3	2496.3	2493.9	2498.7	2496.3	2428.7	2267.0	2025.5	1738.2
30°	2571.2	2583.2	2576.0	2566.3	2566.3	2568.7	2580.8	2537.4	2382.9	2114.9	1788.9
32.5°	2757.1	2745.0	2694.3	2660.5	2665.3	2667.7	2679.8	2655.7	2498.7	2216.3	1842.1
35°	2969.5	2955.0	2899.5	2822.2	2795.7	2786.0	2783.6	2769.1	2624.3	2324.9	1904.8
37.5°	3244.7	3249.6	3167.5	3056.4	2976.8	2916.4	2904.3	2872.9	2732.9	2423.9	1970.0
40°	3524.8	3505.5	3435.5	3326.8	3169.9	3058.8	3022.6	2979.2	2856.0	2527.7	2032.8
42.5°	3795.2	3759.0	3667.2	3548.9	3365.4	3244.7	3162.6	3107.1	2969.5	2641.2	2093.1
45°	4147.7	4043.8	3879.7	3773.5	3544.1	3445.1	3370.3	3247.1	3104.7	2754.6	2165.6
47.5°	4425.3	4224.9	4075.2	4029.4	3730.0	3638.3	3570.7	3399.2	3242.3	2882.6	2240.4
50°	4374.6	4251.5	4215.3	4174.2	3870.0	3814.5	3751.7	3573.1	3382.3	3017.8	2312.8
52.5°	4244.2	4258.7	4304.6	4234.6	3993.1	3954.5	3913.5	3759.0	3522.4	3128.8	2378.0
55°	4140.4	4169.4	4292.5	4270.8	4140.4	4097.0	4068.0	3942.4	3657.6	3230.2	2433.5
57.5°	3952.1	3928.0	4082.5	4333.6	4297.3	4263.5	4234.6	4135.6	3795.2	3302.7	2469.8
60°	3655.2	3565.8	3773.5	4256.3	4406.0	4410.8	4393.9	4280.4	3906.2	3302.7	2450.4
62.5°	3237.5	3153.0	3408.9	3998.0	4463.9	4509.8	4500.1	4331.1	3954.5	3230.2	2375.6
65°	2612.2	2631.5	2962.3	3705.9	4531.5	4645.0	4584.6	4249.1	3894.2	3090.2	2206.6
67.5°	2085.9	2143.8	2440.8	3326.8	4500.1	4642.6	4558.1	4017.3	3635.8	2894.7	1948.3
70°	1646.5	1685.1	1931.4	2815.0	4224.9	4374.6	4268.4	3662.4	3198.9	2592.9	1620.0
72.5°	1286.8	1323.0	1533.0	2252.5	3746.9	3920.7	3787.9	3184.4	2653.2	2199.4	1286.8
75°	977.8	1004.3	1161.2	1735.8	2984.0	3201.3	3104.7	2549.4	2071.4	1740.7	985.0
77.5°	630.1	666.3	842.6	1216.8	2107.6	2368.4	2380.4	1904.8	1489.6	1257.8	724.3
80°	417.7	432.1	540.8	791.9	1296.4	1499.2	1569.3	1286.8	951.2	801.5	521.5
82.5°	173.8	193.1	258.3	398.3	649.4	651.8	746.0	543.2	386.3	340.4	219.7
85°	4.8	9.7	7.2	19.3	16.9	26.6	31.4	43.5	31.4	33.8	33.8
87.5°	0.0	0.0	2.4	2.4	4.8	4.8	4.8	4.8	4.8	7.2	4.8
90°	0.0	0.0	0.0	0.0	0.0	0.0	0.0	0.0	0.0	0.0	0.0



REPORT NUMBER: P868637

CATALOG NUMBER: EMM2-HTN-SA2B-730-U-T4W-HSS

CANDELA DISTRIBUTION (continued):

	90°	95°	105°	115°	125°	135°	145°	155°	165°	175°	180°
0°	1361.6	1361.6	1361.6	1361.6	1361.6	1361.6	1361.6	1361.6	1361.6	1361.6	1361.6
2.5°	1366.5	1344.7	1301.3	1267.5	1231.3	1204.7	1180.6	1154.0	1137.1	1139.5	1122.6
5°	1366.5	1325.4	1238.5	1161.2	1091.2	1040.5	985.0	941.6	910.2	905.3	919.8
7.5°	1373.7	1306.1	1175.7	1059.8	963.3	883.6	825.7	782.2	760.5	746.0	743.6
10°	1380.9	1291.6	1117.8	970.5	849.8	762.9	712.2	663.9	639.8	637.4	630.1
12.5°	1385.8	1274.7	1064.7	881.2	755.7	673.6	622.9	584.2	564.9	564.9	562.5
15°	1402.7	1269.9	1009.2	813.6	683.2	603.6	560.1	528.7	516.6	509.4	507.0
17.5°	1417.2	1260.2	960.9	746.0	618.0	548.0	507.0	485.3	473.2	468.4	465.9
20°	1438.9	1255.4	915.0	690.5	569.8	502.2	470.8	451.5	444.2	439.4	439.4
22.5°	1460.6	1250.6	869.1	642.2	528.7	468.4	439.4	422.5	415.2	412.8	410.4
25°	1487.2	1248.2	830.5	601.1	492.5	441.8	415.2	400.8	391.1	386.3	386.3
27.5°	1513.7	1250.6	791.9	560.1	461.1	417.7	391.1	374.2	367.0	357.3	359.7
30°	1549.9	1253.0	760.5	526.3	434.6	393.5	369.4	347.6	338.0	333.2	333.2
32.5°	1586.2	1262.6	729.1	494.9	408.0	374.2	345.2	325.9	313.9	311.4	309.0
35°	1624.8	1269.9	700.1	468.4	386.3	352.5	323.5	304.2	294.5	292.1	292.1
37.5°	1668.2	1282.0	678.4	444.2	364.5	330.8	304.2	284.9	277.6	275.2	275.2
40°	1714.1	1301.3	661.5	422.5	347.6	311.4	287.3	270.4	265.6	263.2	263.2
42.5°	1760.0	1318.2	647.0	405.6	330.8	294.5	275.2	258.3	251.1	251.1	251.1
45°	1803.4	1330.2	632.5	388.7	313.9	282.5	260.7	246.3	239.0	239.0	239.0
47.5°	1842.1	1342.3	610.8	371.8	297.0	265.6	248.7	234.2	226.9	226.9	226.9
50°	1883.1	1349.6	586.7	350.1	280.1	253.5	236.6	219.7	214.9	212.5	212.5
52.5°	1916.9	1349.6	555.3	328.3	260.7	236.6	222.1	207.6	200.4	195.6	195.6
55°	1941.0	1349.6	521.5	301.8	241.4	222.1	207.6	193.1	183.5	176.2	176.2
57.5°	1955.5	1342.3	482.8	270.4	222.1	202.8	193.1	176.2	156.9	142.4	137.6
60°	1943.5	1320.6	441.8	236.6	200.4	185.9	178.7	156.9	130.4	123.1	123.1
62.5°	1892.8	1269.9	400.8	207.6	183.5	169.0	161.8	137.6	118.3	111.1	111.1
65°	1750.3	1146.8	350.1	181.1	164.2	154.5	144.9	123.1	106.2	96.6	96.6
67.5°	1542.7	989.8	292.1	159.3	147.3	140.0	132.8	111.1	94.2	84.5	84.5
70°	1250.6	799.1	248.7	140.0	130.4	125.5	118.3	101.4	82.1	74.8	74.8
72.5°	982.6	627.7	207.6	125.5	120.7	111.1	106.2	89.3	74.8	67.6	67.6
75°	731.5	468.4	183.5	111.1	111.1	99.0	96.6	79.7	65.2	60.4	60.4
77.5°	538.4	347.6	159.3	96.6	96.6	86.9	82.1	70.0	60.4	55.5	55.5
80°	364.5	236.6	118.3	72.4	72.4	70.0	65.2	60.4	50.7	45.9	43.5
82.5°	154.5	99.0	57.9	36.2	33.8	26.6	21.7	16.9	16.9	14.5	14.5
85°	26.6	12.1	12.1	9.7	7.2	7.2	7.2	4.8	4.8	4.8	4.8
87.5°	4.8	4.8	4.8	4.8	4.8	4.8	2.4	2.4	2.4	2.4	2.4
90°	0.0	0.0	0.0	0.0	0.0	0.0	0.0	0.0	0.0	0.0	0.0

LM-79-2019: Approved Method: Electrical and Photometric Measurements of Solid-
State Lighting Products

Report Prepared for

Cooper Lighting Solutions

Streetworks

Report Number: SP1-2407-157-4

Test Date: 08/07/2024

Luminaire Tested: MEM2-HTN-SA-40-730-U-5WQ-2

Data in this report applies to families of products including MEM2-HTN-SA-40-730-U-5WQ-2

Test Information

Test Method: LM-79-2019
 Report Number: SP1-2407-157-4
 Test Lab: COOPER LIGHTING SOLUTIONS
 Photometer: SP1 - 76IN SPHERE
 Measurement Geometry: 4π
 Issue Date: 08/20/2024
 Manufacturer: COOPER LIGHTING SOLUTIONS
 Product Line: Streetworks
 Catalog Number: **MEM2-HTN-SA-40-730-U-5WQ-2**
 Description: Epic Modern Light Square 40W 5WQ Optic and Flare Trim

Spectral Parameters

CCT (K): 3057
 CIE u': 0.2487
 CIE v': 0.5199
 Duv: -0.0002
 CIE x: 0.4326
 CIE y: 0.4020
 CIE z: 0.1654
 Peak Wavelength (nm): 593
 Dominant Wavelength (nm): 582
 Purity: 50.50735
 Rf: 74.6
 Rg: 94

CRI (Ra):	71.7		
R1:	68.1	R9:	-34.8
R2:	82.0	R10:	58.5
R3:	93.5	R11:	62.5
R4:	67.5	R12:	47.5
R5:	67.2	R13:	70.7
R6:	74.9	R14:	96.4
R7:	77.4	R15:	60.0
R8:	43.1		



Test Conditions

Stabilization Time: 21M
 Operation Time: 1H 21M
 Sphere Temperature (°C): 24.2

REPORT NUMBER: SP1-2407-157-4

Measurement and Test Equipment			
Instrument	Identification Number	Calibration Date	Calibration Due Date
Photometer	IN0058	6/18/2024	12/18/2024
Power Meter	INXT2011004	2/8/2024	2/8/2025
AC Power Source	IN0063	10/24/2023	10/24/2024
DC Power Source	IN0208	10/24/2023	10/24/2024
Sphere Thermometer	IN0085	10/24/2023	10/24/2024
Room Thermometer	IN0046	10/24/2023	10/24/2024

REPORT NUMBER: SP1-2407-157-4

CIE 1931 Chromaticity Diagram



CIE 1931 Chromaticity Diagram with 2017 ANSI 7-Step and 4-Step Quadrangles



Point lies inside the ANSI 3000K 4-step quadrangle

REPORT NUMBER: SP1-2407-157-4

Photopic Flux vs. Wavelength



Photopic Lumens: NR

λ (nm)	Power W [^] /nm	Lumens (ϕ /nm)	λ (nm)	Power W [^] /nm	Lumens (ϕ /nm)	λ (nm)	Power W [^] /nm	Lumens (ϕ /nm)	λ (nm)	Power W [^] /nm	Lumens (ϕ /nm)	λ (nm)	Power W [^] /nm	Lumens (ϕ /nm)
360	0	NR	490	104	NR	620	818	NR	750	20	NR	880	1	NR
365	0	NR	495	135	NR	625	755	NR	755	17	NR	885	0	NR
370	0	NR	500	184	NR	630	691	NR	760	15	NR	890	0	NR
375	0	NR	505	247	NR	635	625	NR	765	13	NR	895	0	NR
380	0	NR	510	309	NR	640	561	NR	770	11	NR	900	0	NR
385	0	NR	515	369	NR	645	499	NR	775	9	NR	905	0	NR
390	0	NR	520	419	NR	650	441	NR	780	8	NR	910	0	NR
395	0	NR	525	460	NR	655	388	NR	785	7	NR	915	0	NR
400	1	NR	530	492	NR	660	338	NR	790	6	NR	920	0	NR
405	3	NR	535	524	NR	665	294	NR	795	5	NR	925	0	NR
410	7	NR	540	553	NR	670	253	NR	800	4	NR	930	0	NR
415	15	NR	545	588	NR	675	218	NR	805	4	NR	935	0	NR
420	31	NR	550	625	NR	680	188	NR	810	3	NR	940	0	NR
425	60	NR	555	670	NR	685	161	NR	815	3	NR	945	0	NR
430	107	NR	560	723	NR	690	139	NR	820	3	NR	950	0	NR
435	183	NR	565	780	NR	695	118	NR	825	2	NR	955	0	NR
440	289	NR	570	837	NR	700	100	NR	830	2	NR	960	0	NR
445	460	NR	575	894	NR	705	85	NR	835	2	NR	965	0	NR
450	646	NR	580	942	NR	710	73	NR	840	1	NR	970	0	NR
455	561	NR	585	976	NR	715	62	NR	845	1	NR	975	0	NR
460	331	NR	590	998	NR	720	53	NR	850	1	NR	980	0	NR
465	238	NR	595	1000	NR	725	45	NR	855	1	NR	985	0	NR
470	178	NR	600	990	NR	730	39	NR	860	1	NR	990	0	NR
475	120	NR	605	962	NR	735	33	NR	865	1	NR	995	0	NR
480	96	NR	610	925	NR	740	28	NR	870	1	NR	1000	0	NR
485	95	NR	615	873	NR	745	24	NR	875	1	NR			

REPORT NUMBER: SP1-2407-157-4

Scotopic Flux vs. Wavelength



Scotopic Lumens: NR

S/P: 1.23

λ (nm)	Power W [^] /nm	Lumens (ϕ /nm)	λ (nm)	Power W [^] /nm	Lumens (ϕ /nm)	λ (nm)	Power W [^] /nm	Lumens (ϕ /nm)	λ (nm)	Power W [^] /nm	Lumens (ϕ /nm)	λ (nm)	Power W [^] /nm	Lumens (ϕ /nm)
360	0	NR	490	104	NR	620	818	NR	750	20	NR	880	1	NR
365	0	NR	495	135	NR	625	755	NR	755	17	NR	885	0	NR
370	0	NR	500	184	NR	630	691	NR	760	15	NR	890	0	NR
375	0	NR	505	247	NR	635	625	NR	765	13	NR	895	0	NR
380	0	NR	510	309	NR	640	561	NR	770	11	NR	900	0	NR
385	0	NR	515	369	NR	645	499	NR	775	9	NR	905	0	NR
390	0	NR	520	419	NR	650	441	NR	780	8	NR	910	0	NR
395	0	NR	525	460	NR	655	388	NR	785	7	NR	915	0	NR
400	1	NR	530	492	NR	660	338	NR	790	6	NR	920	0	NR
405	3	NR	535	524	NR	665	294	NR	795	5	NR	925	0	NR
410	7	NR	540	553	NR	670	253	NR	800	4	NR	930	0	NR
415	15	NR	545	588	NR	675	218	NR	805	4	NR	935	0	NR
420	31	NR	550	625	NR	680	188	NR	810	3	NR	940	0	NR
425	60	NR	555	670	NR	685	161	NR	815	3	NR	945	0	NR
430	107	NR	560	723	NR	690	139	NR	820	3	NR	950	0	NR
435	183	NR	565	780	NR	695	118	NR	825	2	NR	955	0	NR
440	289	NR	570	837	NR	700	100	NR	830	2	NR	960	0	NR
445	460	NR	575	894	NR	705	85	NR	835	2	NR	965	0	NR
450	646	NR	580	942	NR	710	73	NR	840	1	NR	970	0	NR
455	561	NR	585	976	NR	715	62	NR	845	1	NR	975	0	NR
460	331	NR	590	998	NR	720	53	NR	850	1	NR	980	0	NR
465	238	NR	595	1000	NR	725	45	NR	855	1	NR	985	0	NR
470	178	NR	600	990	NR	730	39	NR	860	1	NR	990	0	NR
475	120	NR	605	962	NR	735	33	NR	865	1	NR	995	0	NR
480	96	NR	610	925	NR	740	28	NR	870	1	NR	1000	0	NR
485	95	NR	615	873	NR	745	24	NR	875	1	NR			

REPORT NUMBER: SP1-2407-157-4

Melanopic Flux vs. Wavelength



Melanopic Lumens: NR

M/P: 2.27

λ (nm)	Power W [^] /nm	Lumens (φ/nm)	λ (nm)	Power W [^] /nm	Lumens (φ/nm)	λ (nm)	Power W [^] /nm	Lumens (φ/nm)	λ (nm)	Power W [^] /nm	Lumens (φ/nm)	λ (nm)	Power W [^] /nm	Lumens (φ/nm)
360	0	NR	490	104	NR	620	818	NR	750	20	NR	880	1	NR
365	0	NR	495	135	NR	625	755	NR	755	17	NR	885	0	NR
370	0	NR	500	184	NR	630	691	NR	760	15	NR	890	0	NR
375	0	NR	505	247	NR	635	625	NR	765	13	NR	895	0	NR
380	0	NR	510	309	NR	640	561	NR	770	11	NR	900	0	NR
385	0	NR	515	369	NR	645	499	NR	775	9	NR	905	0	NR
390	0	NR	520	419	NR	650	441	NR	780	8	NR	910	0	NR
395	0	NR	525	460	NR	655	388	NR	785	7	NR	915	0	NR
400	1	NR	530	492	NR	660	338	NR	790	6	NR	920	0	NR
405	3	NR	535	524	NR	665	294	NR	795	5	NR	925	0	NR
410	7	NR	540	553	NR	670	253	NR	800	4	NR	930	0	NR
415	15	NR	545	588	NR	675	218	NR	805	4	NR	935	0	NR
420	31	NR	550	625	NR	680	188	NR	810	3	NR	940	0	NR
425	60	NR	555	670	NR	685	161	NR	815	3	NR	945	0	NR
430	107	NR	560	723	NR	690	139	NR	820	3	NR	950	0	NR
435	183	NR	565	780	NR	695	118	NR	825	2	NR	955	0	NR
440	289	NR	570	837	NR	700	100	NR	830	2	NR	960	0	NR
445	460	NR	575	894	NR	705	85	NR	835	2	NR	965	0	NR
450	646	NR	580	942	NR	710	73	NR	840	1	NR	970	0	NR
455	561	NR	585	976	NR	715	62	NR	845	1	NR	975	0	NR
460	331	NR	590	998	NR	720	53	NR	850	1	NR	980	0	NR
465	238	NR	595	1000	NR	725	45	NR	855	1	NR	985	0	NR
470	178	NR	600	990	NR	730	39	NR	860	1	NR	990	0	NR
475	120	NR	605	962	NR	735	33	NR	865	1	NR	995	0	NR
480	96	NR	610	925	NR	740	28	NR	870	1	NR	1000	0	NR
485	95	NR	615	873	NR	745	24	NR	875	1	NR			

Summary

$R_f = 74.6$
 $R_g = 94$
 $CIE R_a = 71.7$
 $R_9 = -34.8$



Color Vector Graphics



Individual Sample Fidelity Index ($R_{f,i}$)

CES01 = 86	CES26 = 65	CES51 = 87	CES76 = 58
CES02 = 62	CES27 = 89	CES52 = 85	CES77 = 76
CES03 = 31	CES28 = 84	CES53 = 77	CES78 = 61
CES04 = 71	CES29 = 68	CES54 = 85	CES79 = 86
CES05 = 49	CES30 = 83	CES55 = 84	CES80 = 83
CES06 = 51	CES31 = 71	CES56 = 74	CES81 = 73
CES07 = 41	CES32 = 64	CES57 = 74	CES82 = 93
CES08 = 40	CES33 = 78	CES58 = 75	CES83 = 91
CES09 = 29	CES34 = 75	CES59 = 85	CES84 = 88
CES10 = 76	CES35 = 87	CES60 = 90	CES85 = 75
CES11 = 59	CES36 = 92	CES61 = 81	CES86 = 64
CES12 = 65	CES37 = 84	CES62 = 89	CES87 = 77
CES13 = 43	CES38 = 92	CES63 = 75	CES88 = 80
CES14 = 74	CES39 = 96	CES64 = 65	CES89 = 67
CES15 = 71	CES40 = 92	CES65 = 64	CES90 = 80
CES16 = 47	CES41 = 93	CES66 = 60	CES91 = 78
CES17 = 50	CES42 = 86	CES67 = 58	CES92 = 56
CES18 = 56	CES43 = 77	CES68 = 66	CES93 = 73
CES19 = 73	CES44 = 99	CES69 = 75	CES94 = 49
CES20 = 66	CES45 = 85	CES70 = 60	CES95 = 66
CES21 = 87	CES46 = 81	CES71 = 56	CES96 = 76
CES22 = 79	CES47 = 86	CES72 = 85	CES97 = 82
CES23 = 92	CES48 = 75	CES73 = 52	CES98 = 76
CES24 = 91	CES49 = 79	CES74 = 95	CES99 = 64
CES25 = 73	CES50 = 86	CES75 = 60	



Color Rendition by Hue-Angle Bin



Measure Comparisons



(END OF REPORT)